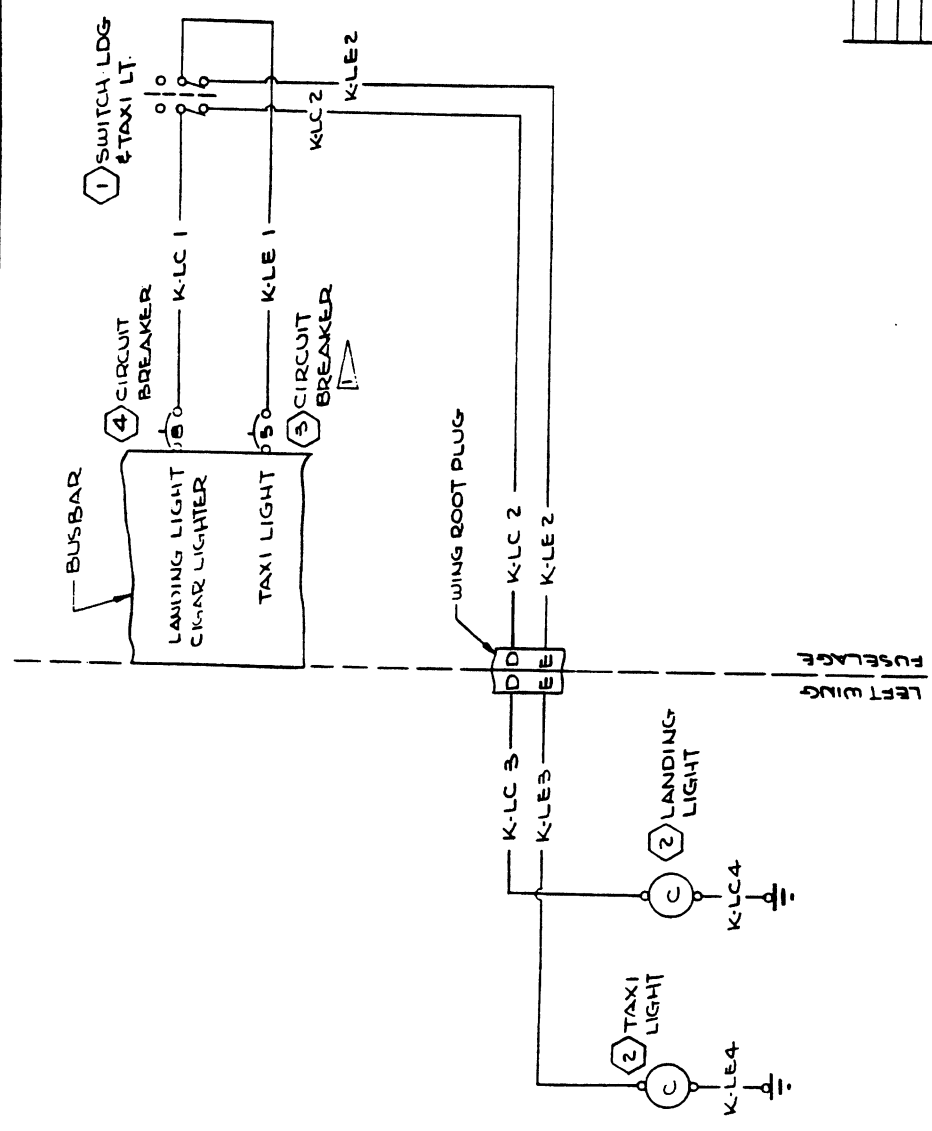


| CHG LET | REVISION  | BY       | CHK   |
|---------|---|----------|-------|
| A       | REPLACE 5 AMP TAXI LIGHT CKT BKR WITH 8 AMP CKT BKR WHEN OPTIONAL RIGHT WING LANDING & TAXI LIGHTS ARE INSTALLED. | ...      | ...   |
|         |   | DATE     | APPRO |
|         |   | 11/15/65 | ...   |

NOTES:  
 1. REPLACE 5 AMP TAXI LIGHT CKT BKR WITH 8 AMP CKT BKR WHEN OPTIONAL RIGHT WING LANDING & TAXI LIGHTS ARE INSTALLED.

INACTIVE  
 11/15/65  
 EFF SER 337-0001 THRU 337-0525



| WIRE CODE NO | GA | MATERIAL   | LG | TERMINALS | SERIALS |
|--------------|----|------------|----|-----------|---------|
| K-LE 4/B     |    | 8.0 S1361B |    |           |         |
| 1            |    | 8.0 S1361B |    |           |         |
| 2            |    | 8.0 S1361B |    |           |         |
| K-LE 1       |    | 8.0 S1361B |    |           |         |
| K-LC 4       |    | 8.0 S1361B |    |           |         |
| 1            |    | 8.0 S1361B |    |           |         |
| 2            |    | 8.0 S1361B |    |           |         |
| K-LC 1/B     |    | 8.0 S1361B |    |           |         |

WIRE TABLE

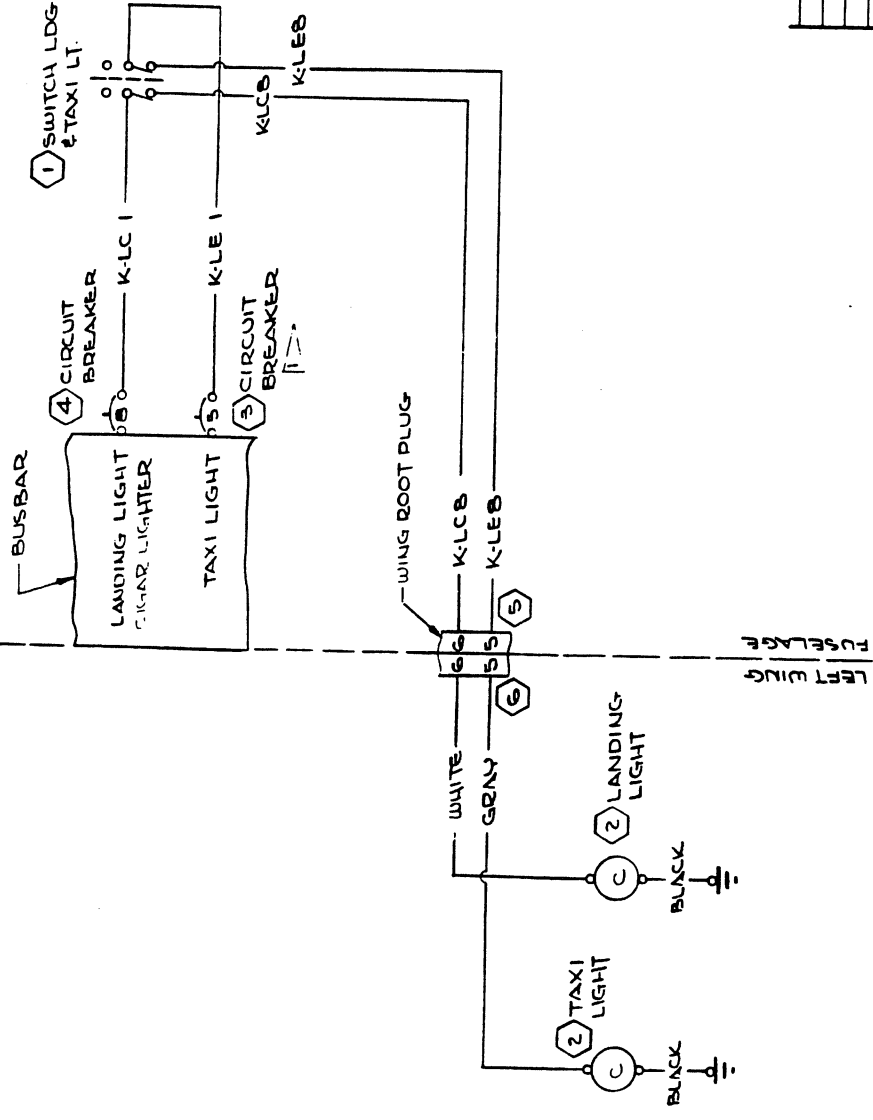
|  |          |
|--|----------|
| CESSNA AIRCRAFT CO COMMERCIAL AIRCRAFT DIVISION WICHITA KANSAS |          |
| NAME   | DATE     |
| HARDEN   | 12/24    |
| GROUP  |          |
| CHIEF  | 11/15/65 |
| PROJ   | 1570000  |
| SUPERVISOR   |          |
| MODEL  | 337      |
| REV  | A        |
| PAGE   | 11.3     |

| EQUIPMENT TABLE |             |
|-----------------|-------------|
| PART NO         | DESCRIPTION |
| 1515010         | CIRCUIT BKR |
| 1515010         | CIRCUIT BKR |
| 1515011         | LIGHT       |
| 1515011         | SWITCH      |

EQUIPMENT TABLE

(REF. 312-0526 (OM))

| CHK LET | REVISION | BY | DATE | CHK APP |
|---------|----------|----|------|---------|
|         |          |    |      |         |



NOTES:  
 ⚠️ REPLACE 5 AMP TAXI LIGHT CKT BKR WITH 8 AMP CKT BKR WHEN OPTIONAL RIGHT WING LANDING & TAXI LIGHTS ARE INSTALLED.

THE TRIPLE  
 BKR FOR  
 06-22-50  
 06-22-50  
 06-22-50  
 INACTIVE: 62526-0918  
 SER 337-0918

| WIRE CODE NO. | GA   | MATERIAL    | LC      | TERMINALS | SERIALS |
|---------------|------|-------------|---------|-----------|---------|
| BLACK 1B      | 1B-0 | 8.05195118  | 5195118 | 5195118   |         |
| BLACK 1B      | 1B-0 | 8.05195118  | 5195118 | 5195118   |         |
| KLEB          |      | 8.05195118  | 5195118 | 5195118   |         |
| KLE-1         |      | 8.05195118  | 5195118 | 5195118   |         |
| GRNY          | 1B-B | 21.05195118 | 5195118 | 5195118   |         |
| WHITE         | 1B-3 | 15.05195118 | 5195118 | 5195118   |         |
| KLCB          | 1B   | 8.05195118  | 5195118 | 5195118   |         |
| KLC-1         | 1B   | 8.05195118  | 5195118 | 5195118   |         |

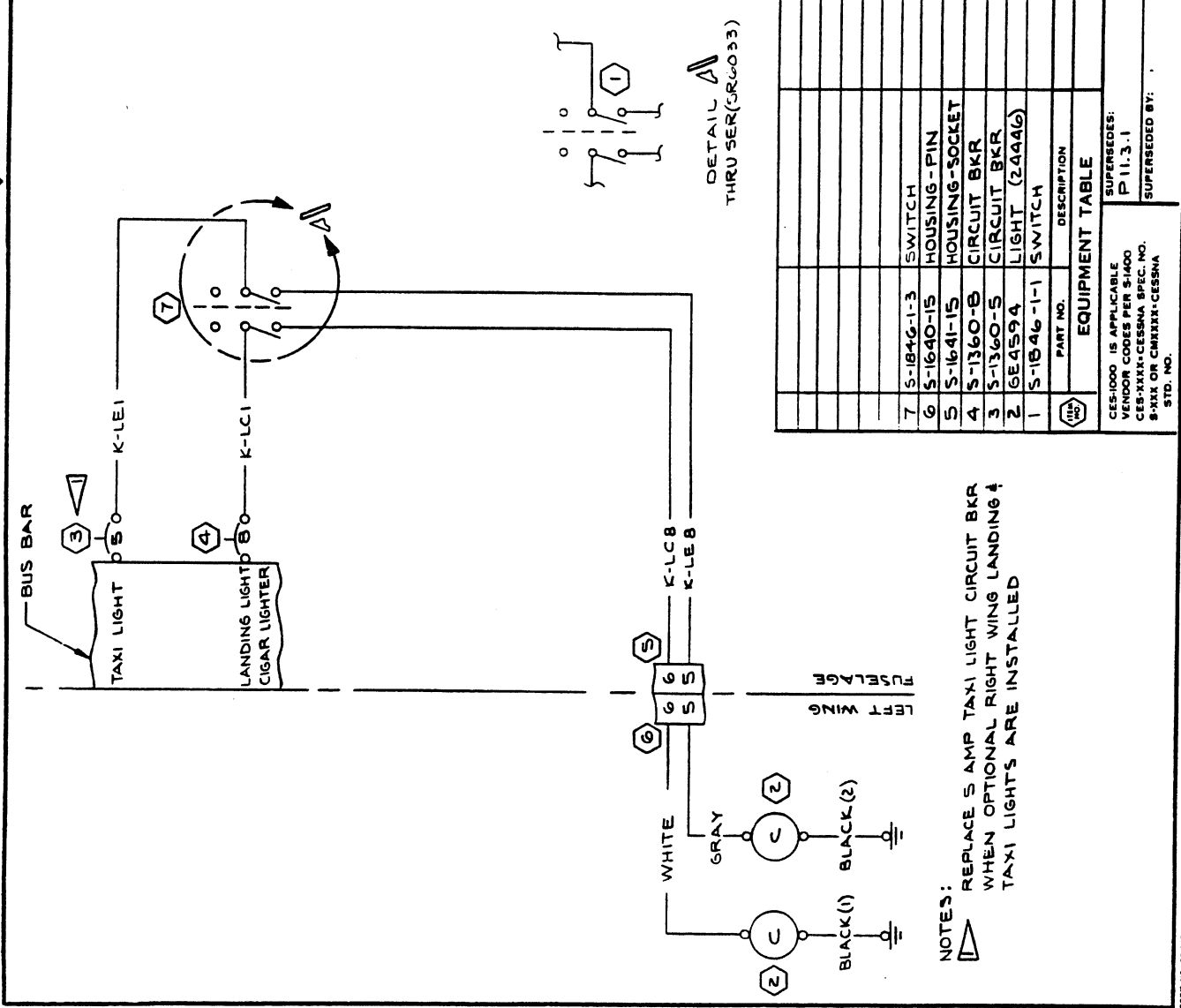
| PART NO.  | DESCRIPTION    | INSTALLED ON |
|-----------|----------------|--------------|
| 51640-1B  | HOUSING-PIN    | 1420000      |
| 51641-1B  | HOUSING-SOCKET | 1510042      |
| 51360-8   | CIRCUIT BKR    | 1510001      |
| 51360-5   | CIRCUIT BKR    | 1510001      |
| 51459-4   | LIGHT (SE)     | 1420000      |
| 51180-1.1 | SWITCH         | 1513611      |

| NAME   | DATE     | TITLE  |
|--------|----------|--|
| HADDEN | 2-10-46  | WIRING DIAGRAM - LANDING AND TAXI LIGHTS - LEFT WING |
| PROJ   | 1420000  | 1570000  |
| CHECK  | 11-18-46 | 1570000  |
| APPROV | 11-18-46 | 1570000  |

CESSNA AIRCRAFT CO COMMERCIAL AIRCRAFT DIVISION WICHITA KANSAS  
 WIRE TABLE  
 MODEL 337  
 SERIALS  
 1570000

| REVISION |   | DATE       | APPRO |
|----------|---|------------|-------|
| LET      | DESCRIPTION   |            |       |
| A        | BY REV: K-LCB WAS K-LC1B, K-LEB WAS K-LE16, K-LCI WAS K-LC15, K-LEI WAS K-LE15 ED 4, RR 10022 (SR5441) II | RBI 8-7-68 | JMD   |
| B        | BY REV: ADDS 1B46-1-3 (DETAIL A ED) RR 10494 (SR6033) II  | JEL B-68   |       |

THRU SER 33701A62  
 THROUGH SER 33701A62



NOTES:   
 REPLACE 5 AMP TAXI LIGHT CIRCUIT BKR WHEN OPTIONAL RIGHT WING LANDING TAXI LIGHTS ARE INSTALLED

| WIRE CODE NO. | GA | MATERIAL | LG   | TERMINALS | SERIALS  |
|---------------|----|----------|------|-----------|----------|
| BLACK(1)      | 1B | -1B-0    | 8.0  | S-1360-5  | S-1360-5 |
| BLACK(2)      | 1B | -1B-0    | 8.0  | S-1360-5  | S-1360-5 |
| GRAY          | 1B | -1B-0    | 21.0 | S-1360-5  | S-1360-5 |
| WHITE         | 1B | -1B-0    | 15.0 | S-1360-5  | S-1360-5 |
| K-LE1         | 1B | -1B-0    | 36.0 | S-1493-1  | S-1493-1 |
| K-LC1         | 1B | -1B-0    | 36.0 | S-1493-1  | S-1493-1 |
| K-LC1         | 1B | -1B-0    | 36.0 | S-1493-1  | S-1493-1 |

WIRE TABLE

|                                 |            |  |   |
|---------------------------------|------------|--|---|
| CONTRACT NO.                    |            | COMMERCIAL AIRCRAFT DIV. 1800 E. PARKWAY WICHITA, KANSAS |   |
| DESIGN                          | NAME       | DATE   | TITLE   |
| GROUP                           | PROJECT    | 5-22-68  | WIRING DIAGRAM - LANDING & TAXI LIGHTS, LEFT WING |
| DRAWN                           | CHECK      | 5-25-68  |   |
| STRESS                          | APPROVED   | 5-18-68  |   |
| PROJECT                         | APPROVED   | 5-22-68  |   |
| APPRO                           | APPRO      | 5-22-68  |   |
| SIZE                            | CODE IDENT | DWG NO.  |   |
| C                               | 71379      | 1570000  |   |
| SCALE                           | NONE       | 337  | PAGE: 11.3.2                                      |
| EDARR 01830 (SER 337-0979 & ON) |            |  |   |