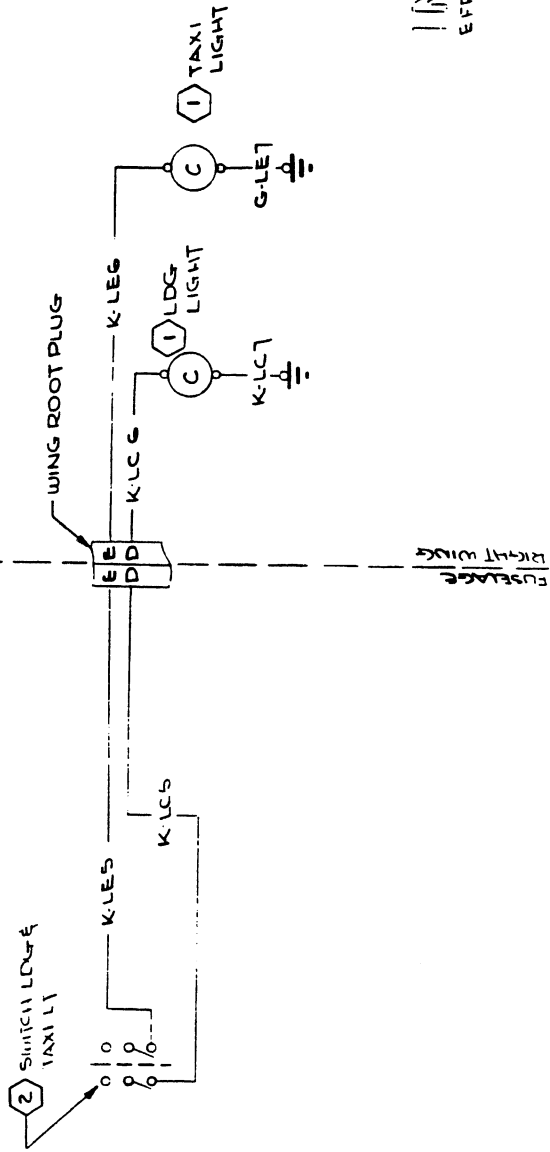


CHG LET	REVISION	BY	DATE	CHKD	DATE
1					



INITIALS  
 EFF SER 3570001 THRU 337-0525

QTY	DESCRIPTION	TERMINALS	MATERIAL	QUANTITY
20	SIS6118 SIS6118 1470038	N/A		
20	SIS7113 SIS6118	N/A		
20	SIS6116 SIS7114	N/A		
20	SIS6118 SIS6118 1470038	N/A		
20	SIS7113 SIS6118	N/A		
20	SIS6116 SIS7114	N/A		

WIRE TABLE	
NAME	WIRING DIAGRAM - LANDING AND TAXI LIGHTS - RIGHT WING (OPTIONAL)
DATE	15/13/11
DRAWN	W. J. J. J.
CHECKED	W. J. J. J.
APPROVED	W. J. J. J.
REV	A
REV	1570000
REV	114

EQUIPMENT TABLE	
QTY	1
PART NO	1513611
DESCRIPTION	LANDING LIGHT
INSTALLATION	1470038

Cessna.

1570000

REV A PAGE 114

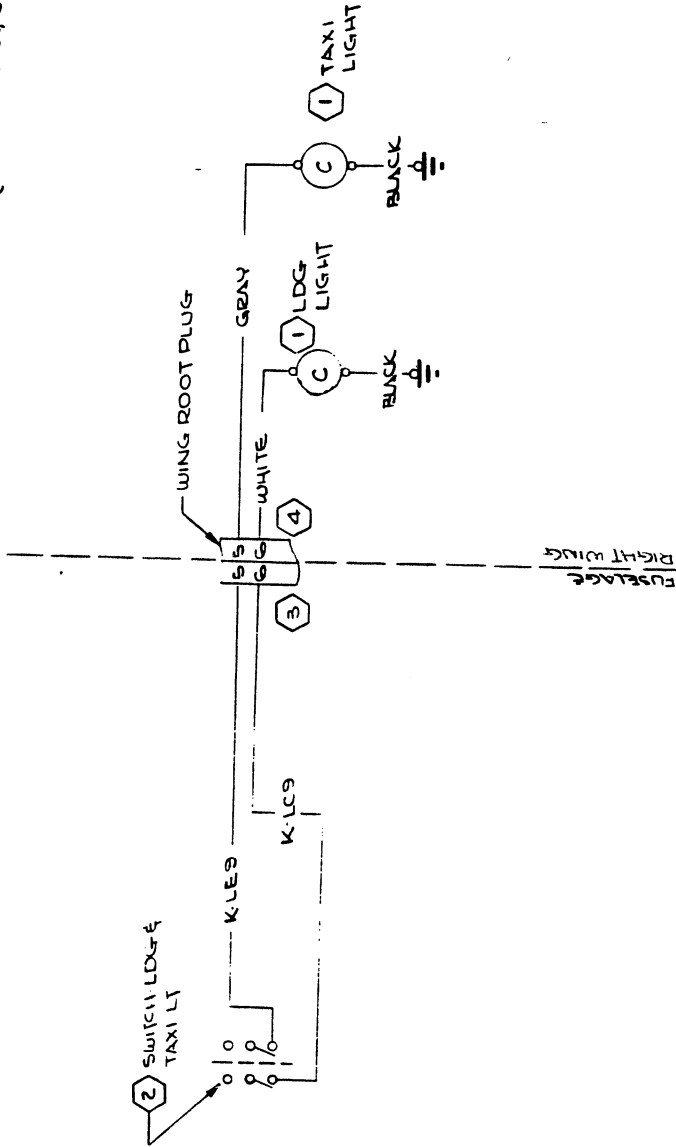
(SEEK 337-0526 of OM)

REVISION

CHK LET

CHK DATE

APPD



INACTIVE: 526  
 SER 337-0978  
 SER 337-0978  
 EFF SER 337-0978  
 THRU 22-00  
 RLY 22-00  
 ED 4/22/88

WIRE CODE NO	GA	MATERIAL	LC	TERMINALS	SERIALS
BLACK 1B	.1B-0	20S13471B	513471B		
BLACK 1B	.1B-0	20S13471B	513471B		
GRAY 1B	.1B-0	210S16351	513471B		(STD)
WHITE 1B	.1B-0	150S16351	513471B		(STD)
K-LCS 1B		210S13611	516361		(STD)
K-LCS 1B		210S13611	516361		(STD)

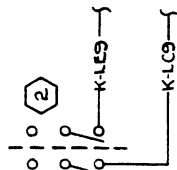
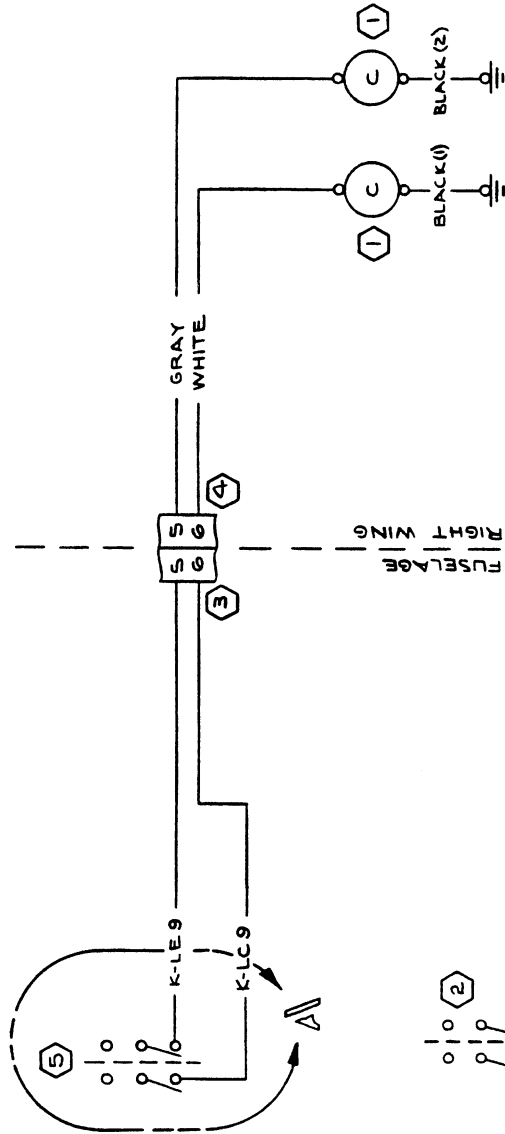
PART NO.	DESCRIPTION	INSTALLED ON
S-1640-3	HOUSING-PIN	1470000
S-1641-3	HOUSING-SOCKET	1570047
S-1100-1-1	SWITCH	1513611
GE-4594	LANDING LIGHT	1470000

NAME	DATE	TYPE
WARDEN	2-10-66	
CHOP	7/11/66	31766
CHEC	1/3/66	31766
PRO	1/3/66	31766

WIRE TABLE  
 CESSNA AIRCRAFT CO COMMERCIAL AIRCRAFT DIVISION WICHITA KANSAS  
 WIRING DIAGRAM -  
 LANDING AND TAXI  
 LIGHTS - RIGHT WING  
 (OPTIONAL)  
 SUPPLIES PAGE 114 MODEL 337  
 REV 11.4.1  
 1570000  
 Cessna.  
 1570000

LET	REVISION	DESCRIPTION	DATE	APPD
A	BY REV: K-LC9 WAS K-LC17, K-LE9 WAS K-LE17 ED 4RR 10022 (SR5441) IX		RBI 8-7-68	MUS MUS
B	BY REV: ADD S-1B46-1-3 (DETAIL A ED 4RR 10494 (SR6033) II		JEL 8-40	

INNACTIVE: 3709179  
 THRU SER 3701462  
 THRU SER 3701462



DETAIL A  
THRU SER (SR6033)

WIRE CODE NO.	GA	MATERIAL	LG	TERMINALS	SERIALS
BLACK(2)	18	-18-0	8.0	5-1367-F8	5-1367-F8
BLACK(1)	18	-18-0	8.0	5-1367-F8	5-1367-F8
GRAY	18	-18-8	11.0	5-1035-1	5-1367-F8
WHITE	18	-18-9	15.0	5-1035-1	5-1367-F8
K-LE9	18	21.0	5-1035-1	5-1036-1	
K-LC9	18	22.0	5-1035-1	5-1036-1	

WIRE TABLE

CONTRACT NO.: \_\_\_\_\_

DESIGN: \_\_\_\_\_ DATE: \_\_\_\_\_

GROUP: \_\_\_\_\_ DRAWN: \_\_\_\_\_

CHECK: \_\_\_\_\_

PROJECT: \_\_\_\_\_

APPD: \_\_\_\_\_

WIRING DIAGRAM --  
LANDING & TAXI LIGHTS,  
RIGHT WING (OPTIONAL)

SCALE: NONE

SIZE: C

CODE IDENT. NO.: 71379

DWG NO.: 1570000

ED 4RR 01830 (SER 337-077P OM)

PAGE: 114.2